

Home

At a Glance

Data From Background Information

This information provided by agencies prior to visit (61.54% from case managers or service coordinators)

- Living in group homes has steadily risen over the last 7 years: 2002- 37.50% and 2008- 46.47%**
- Comparing the % of people visited in RI who live in group homes to 3 other states (using CIP data 2005-2007 average) shows:**
 - VT- 3.53% -RI-41.4% -ME- 43.20% -CT- 45.73%
- Living with family and living in independent home/apartment have remained fairly constant.**
- In 2008, 58.65% of people visited receive 24 hour support at home.**

Data From Visits

- 90.76% (average of 4 years 2005-2008) of the people say they like their home**
- 79.7% (average of 4 years) of the people say they like everyone they live with**
- People who share their bedrooms with others is on a steady increase:**
 - 2005- 17.71% -2006- 19.35% -2007- 25.12% -2008- 27.24%
- 91.3% of the people sharing their bedrooms, like their roommates, but there was a 10% drop from 2005 to 2008 (2005- 94.12%, 2008- 85.88%)**
- When asked, are you ever afraid/scared at home? An increase in yes/sometimes answers went from:**
 - 2005- 8.85% to -2008- 16.02%
- The number 1 reason for being afraid at home is a housemate's behavior**
- The two highest changes people say they want in their home:**
 - have own apartment -have new equipment (computer, bed, TV, etc.)
- Another change wanted at home is on the incline: Resolve roommate, family, neighbor problems:**
 - 2005- .73% (1) -2006- 4.38% (7) -2007- 7.21% (15) -2008- 6.67% (8)

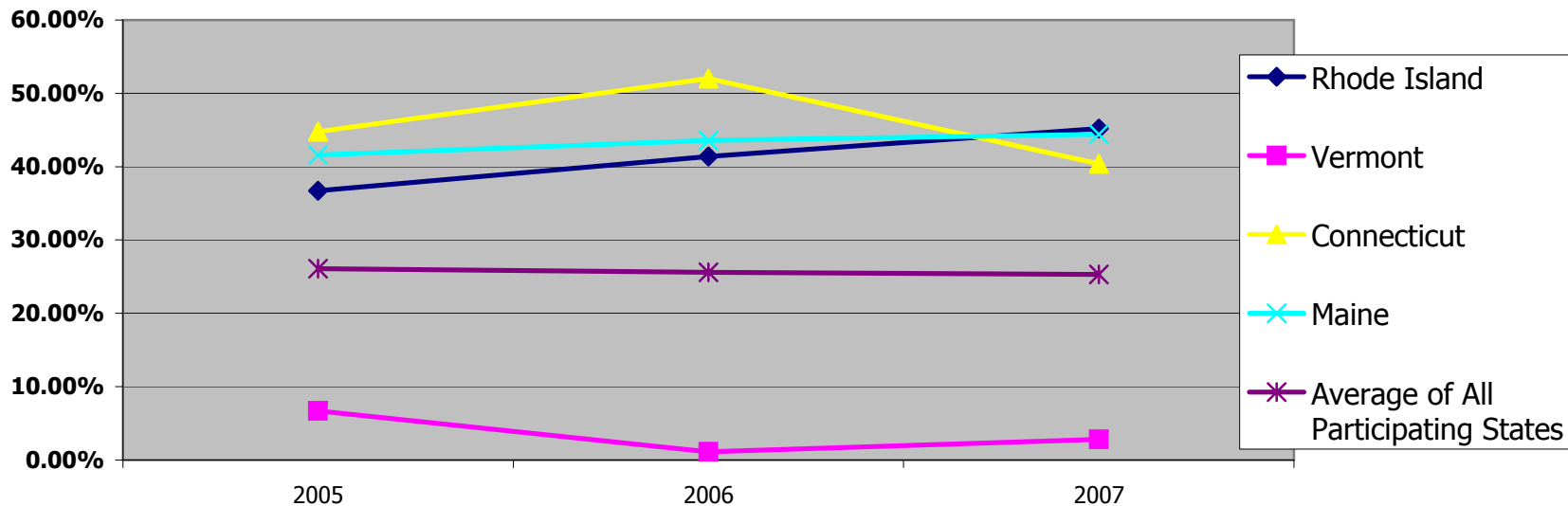
Living Arrangements

How would you characterize the place this person lives?

	2000	2001	2002	2003	2004	2005	2006	2007	2008
Group Home	40.20%	38.29%	37.50%	59.80%	38.25%	37.50%	40.45%	45.17%	46.47%
Parent's relatives home	28.43%	28.57%	30.25%	13.40%	30.25%	36.98%	28.78%	28.74%	24.04%
Independent home/apt	18.63%	18.00%	14.50%	18.11%	20.25%	17.97%	20.10%	15.22%	16.35%
Apartment Program	6.54%	9.14%	11.50%	4.71%	7.25%	5.47%	5.96%	5.80%	5.45%
Foster care/host home	2.61%	2.29%	2.50%	0.50%	0.25%	0%	0.25%	0%	2.88%
Other: specialized/ nursing facility, etc	3.59%	3.14%	3.75%	3.48%	3.75%	See below, response options changed			
Specialized facility						0.78%	0.50%	0.00%	3.53%
Nursing facility						0%	0.74%	1.69%	0%
Other						0.26%	0.25%	0.72%	0.96%
Don't know	0%	0.57%	0%	0%	0%	1.04%	2.98%	2.66%	0.32%

Percent of Rhode Islanders who live in group homes to other states

2005-2007, NCI Data Table 8



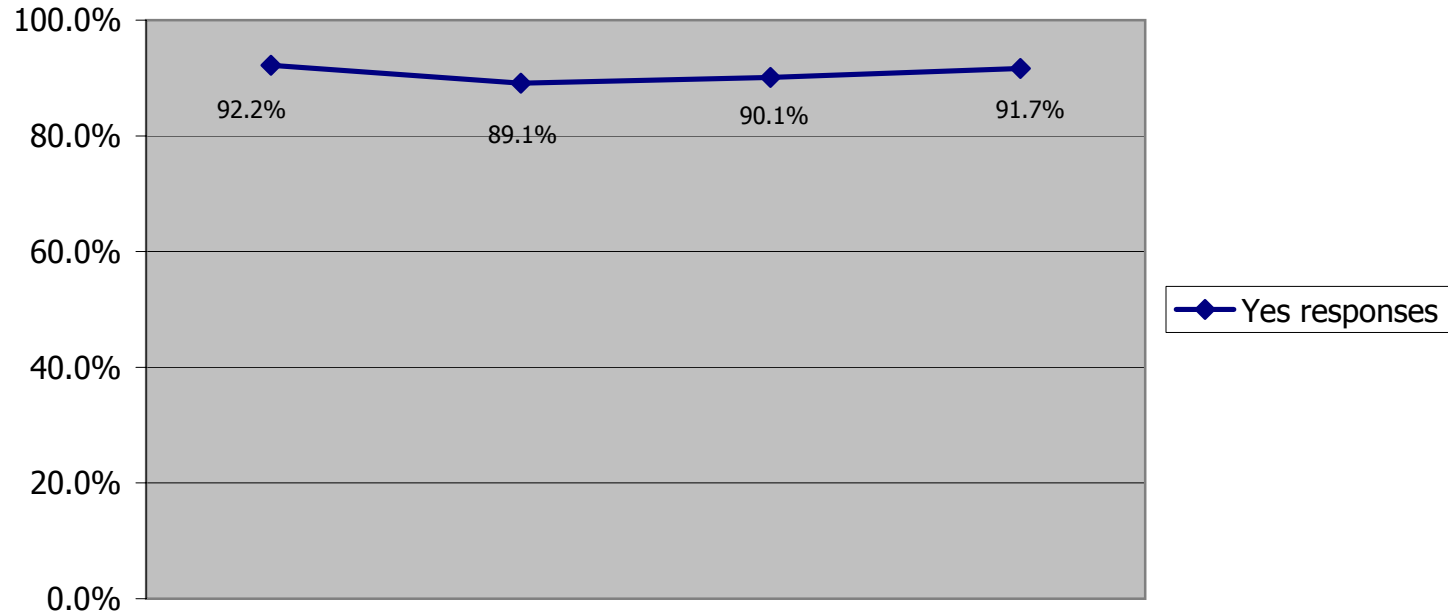
Living Arrangements (continued)

Comments:

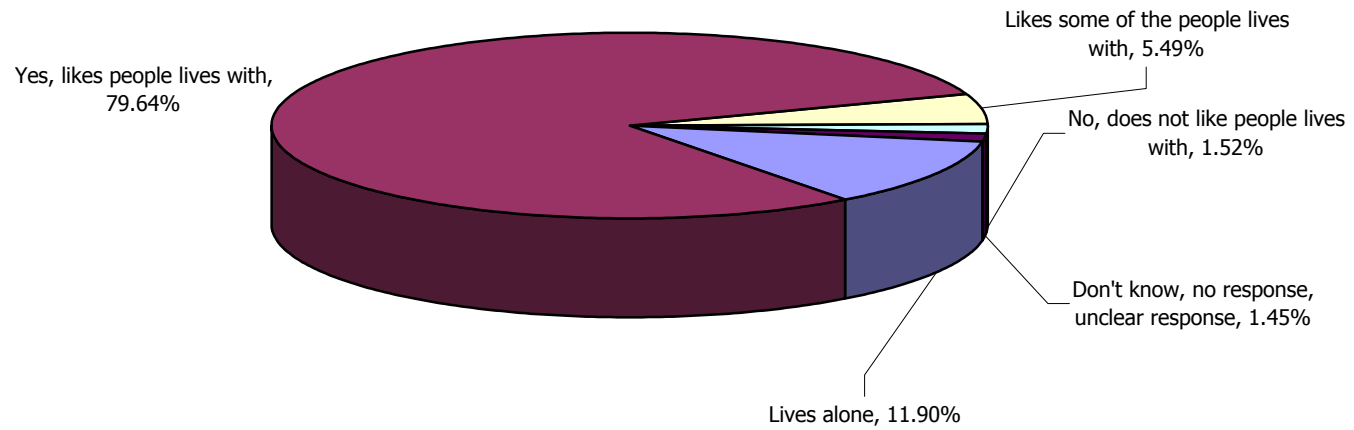
- Group home living and sharing bedrooms (Home, page 6) have both increased approximately 10% over the past 4 years. Unfortunately, when the number of people increases in a person's home, stress usually increases and privacy decreases.
- From the NCI data, the number of people living in RI group homes compares fairly to three New England states, but not to Vermont. RI, CT, & ME ranked in the top quarter of the highest number of group homes in participating states from 2005-2007.
- We expect the number of RI adults with disabilities living with their families or Supportive Living Arrangements (SLA) will be on the rise.
 - People living on their own alone or in a shared apartment remains fairly constant-
9 year average : 17.68%
 - People living in apartment programs has declined slightly in the past 4 years, however the
9 year average is 6.89%

Home Satisfaction

Do you like where you live?

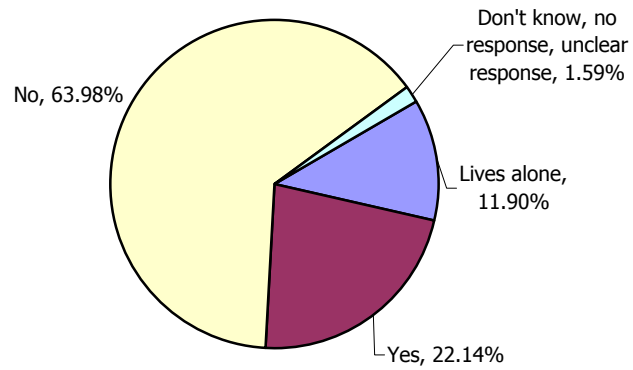


Do you like the people you live with?

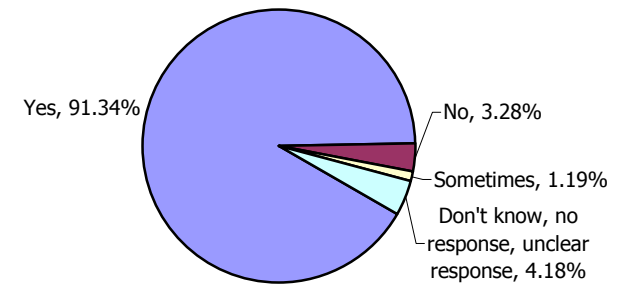


Home Satisfaction, continued

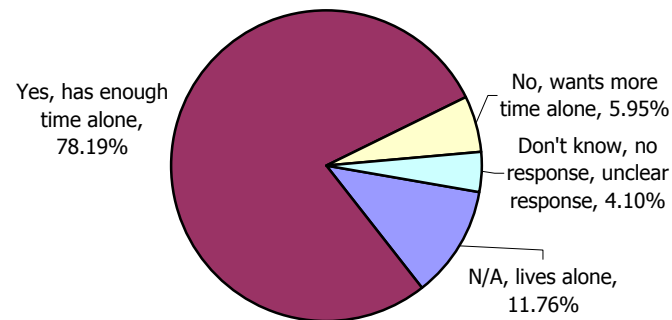
Do you share your bedroom with anyone?



If you share your room, do you like your roommate? (335 respondents)

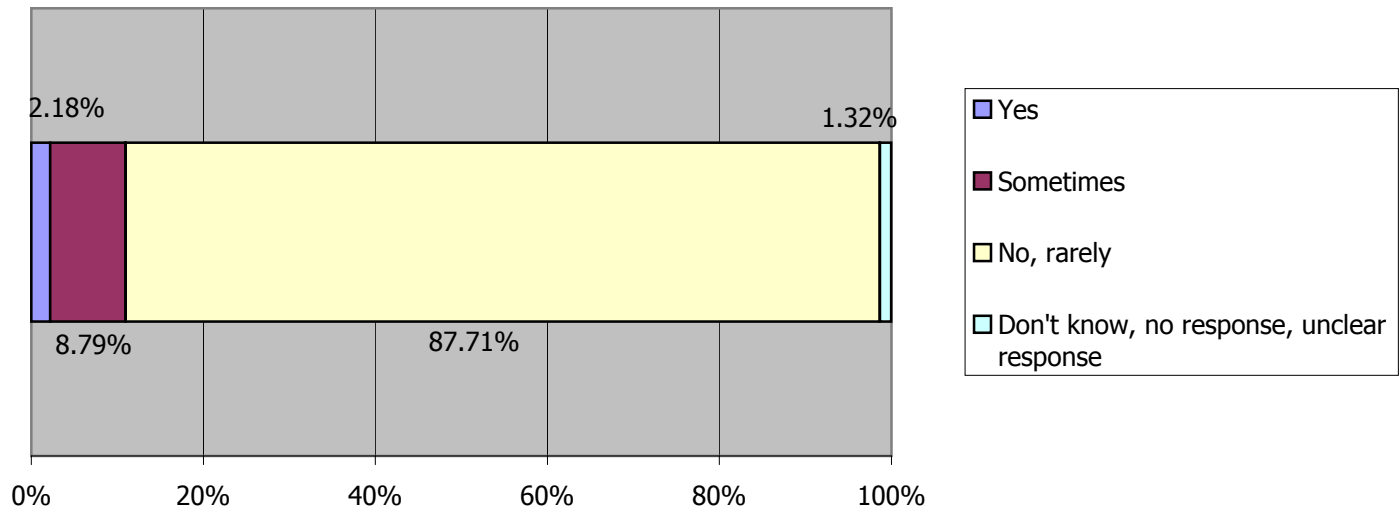


Can you be alone if you want to?

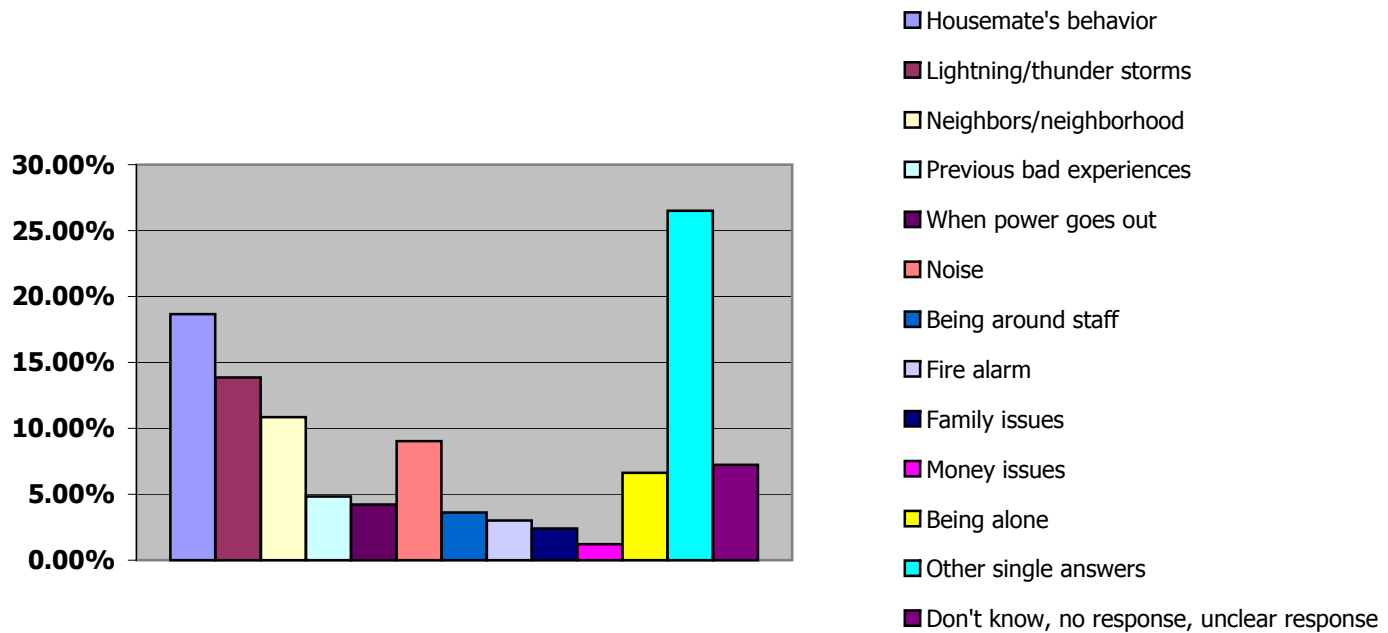


Home Satisfaction (continued)

Are you ever afraid or scared at home?

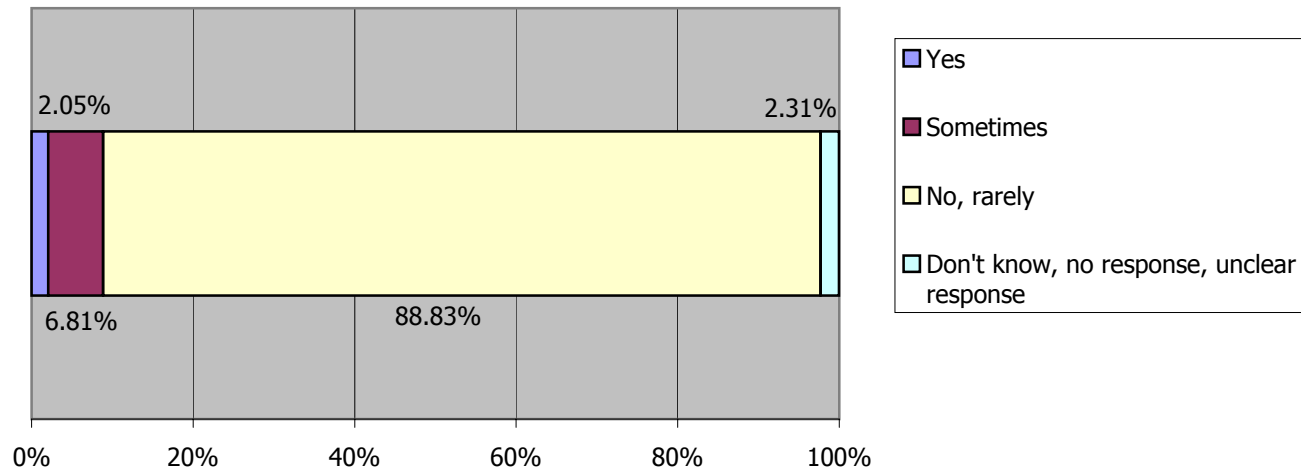


If so, what makes you afraid/scared at home? (166 respondents, multiple responses possible)

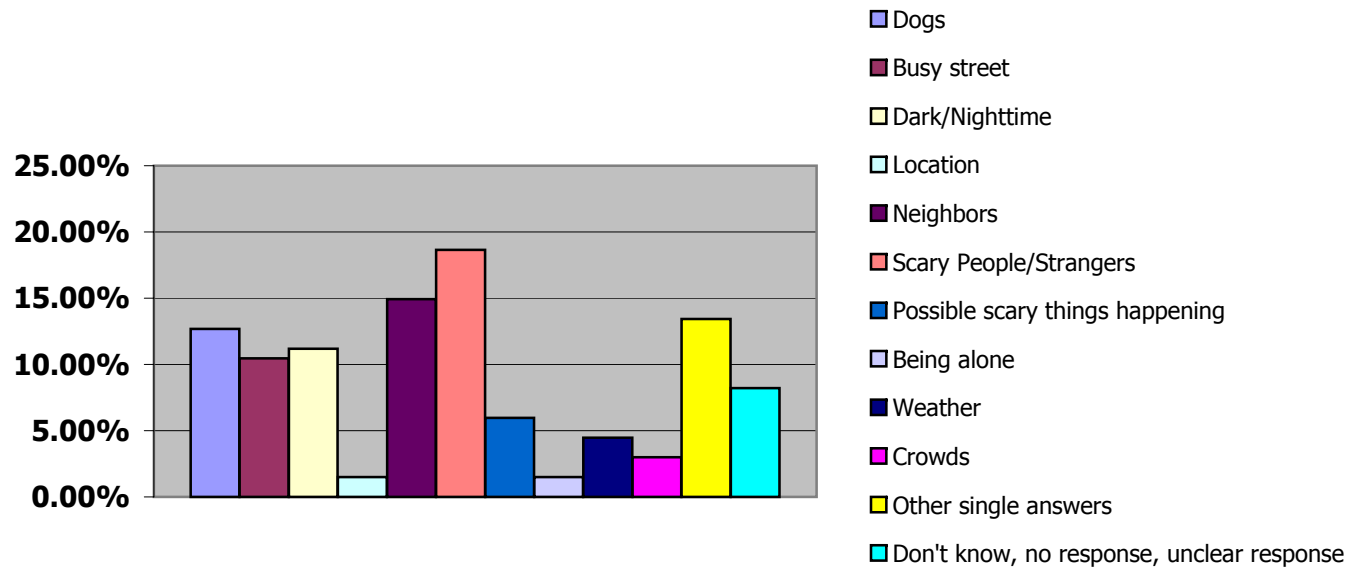


Home Satisfaction (continued)

Are you ever afraid/scared in your neighborhood?

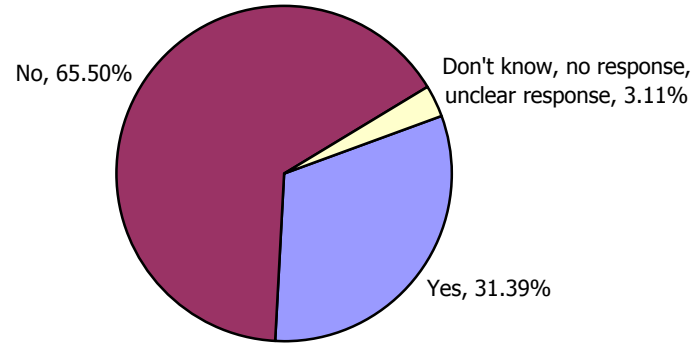


If so, what makes you afraid/scared at home? (134 respondents, multiple responses possible)



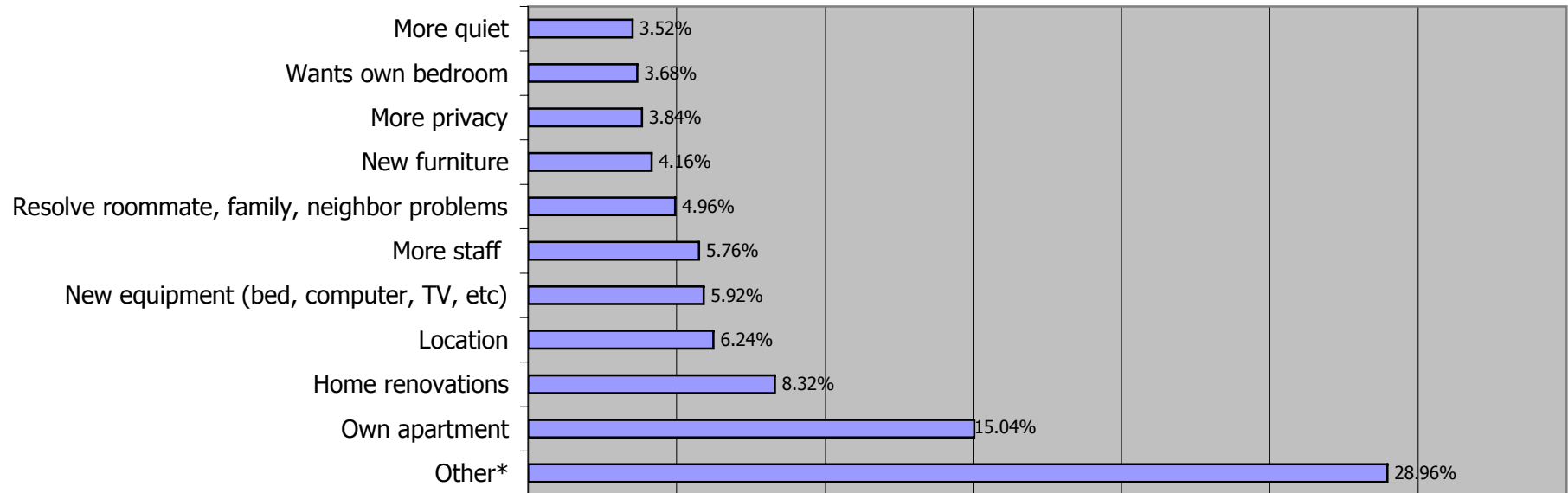
Home Satisfaction (continued)

Are there any changes you want to make at home?



If yes, what would you like to change about it?

(476 respondents, Multiple responses possible) Top 10 reasons, plus other singles answer If



**Examples of 'other' are more room/bigger home, new house/apartment, less family issues, have own staff, visit friends*

Home Satisfaction (continued)

Comments:

- Asking if someone likes their home as a lead question is helpful, however follow up questions are needed to draw conclusions.

Yes, likes their home:

2005-92.19% (354) 2006-89.09% (359) 2007-90.10% (373) 2005-91.67% (286)

Yes, likes people they live with:

2005-80.99% (311) 2006-74.44% (300) 2007-82.61% (342) 2005-80.77% (252)

People rarely scared at home:

2005-89.84% (345) 2006-90.82% (366) 2007-86.47% (358) 2005-82.69% (258)

People have little choice in the people they live with and are at times, matched with people they do not like or feel safe with.

As budgets get tighter:

- There may be more people sharing bedrooms which may increase the number of people in their home and decrease privacy.

- Section 8 apartments already have long waiting lists which delay this option for many to live in apartments.

- Average percent of people over 4 years who want changes at home: 31.39%

- Top 8 changes people want to make at their home over past 4 years (2005-2008):

1. Have own apartment- 15.04%
2. Make home renovations- 8.32%
3. Change location of home- 6.24%
4. Get new equipment (computer, bed, TV, etc)- 5.92%
5. More staff- 5.76%
6. Resolve roommate problems- 4.96%
7. Get new furniture- 4.16%
8. Have more privacy- 3.84%

- As home space becomes more limiting, sharing bedrooms will increase, living with people you do not like or do not feel safe with will increase, which may affect overall quality of life, privacy and mental health of the people we advocate for.

*Mid pleasures and palaces we may roam,
Be it ever so humble, there's no place like home.*

— John Howard Payne